SPRSUN

Geothermal
Heat Pump



A Professional Heat Pump Manufacturer Since 1999



Linkage function

Error alarming and output

Anti-freezing function

Parameters setting permissions

Multiple protections

Power off memory function

Electric heater back up function

Timer and clock function

TWO DIFFERENT FUNCTIONS



Heating & Cooling
Not affected by outdoor air temperature
Source Side Temp: -10°C to 35°C;
heating 25°C~55°C; cooling 30°C~10°C;
Electric heater back up;
Timer function;
Multiple protections;

MODEL:

CCD-9 (HC) CGD-12(HC) CCD-18 (HC) CGD-12 (HC) CCD-18 (HC CGD-22 (HC) CGD-36(HC) CGD-42(HC) CGD-52(HC) CGD-72(HC) CGD-95(HC)



DHW & Heating
Installed in basement or any place you want
Source Side Temp: -10°C to 35°C;
Setting range: heating 25°C~55°C
Electric heater back up;
Timer function;
Multiple protections;

MODEL:

CGD-9 CGD-12 CGD-18 CGD-12 CGD-18 CGD-22 CGD-36 CGD-42 CGD-52 CGD-72 CGD-95

BRAND COMPONENT

Our heat pumps use high quality compone nts, such as Copeland scroll compressor, Danfoss Electronic expansion valve and Eaton AC contactor and thermal relay, etc.

Condenser (copper)

Tube in shell heat exchanger



Evaporator

Plate Heat Exchanger



High pressure switch

3.6/4.4MPa



Compressor

Copeland scroll compressor



Expansion valve

Danfoss thermal expansion valve



Low pressure switch

0.15/0.56MPa



Controller

SPRSUN multiple function controller



AC contactor and thermal relay

Schneider



4-way valve

SANHUA



WORKMANSHIP

We care every detail on what you need!













INSTALLATION SKETCH MAP

Heating & Cooling

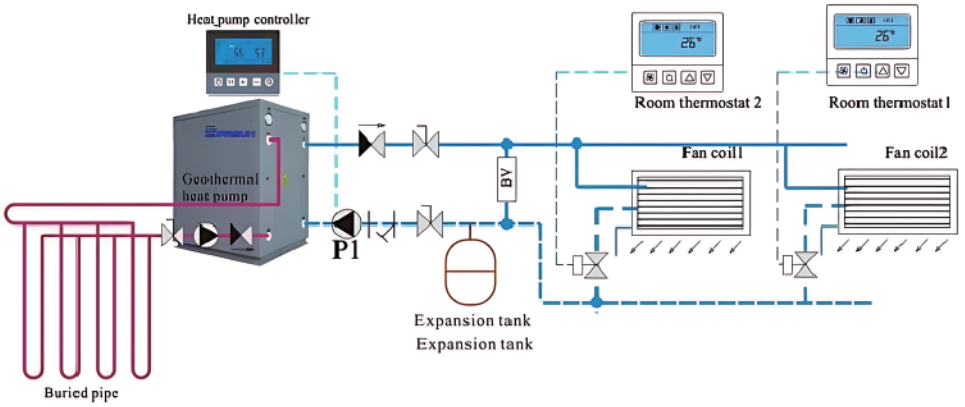

SPECIFICATION

Model		CGD-9 (HC)	CGD-12 (HC)	CGD-18 (HC)	CGD-12 (HC)	CGD-18 (HC)	CGD-22 (HC)
Power supply	V	220V~240V/50Hz/1ph			380V~415V/50Hz/3ph		
Refrigerant		R410A					
Heating capacity	KW	10.0	15.0	18.0	15.0	19.5	25.0
Input power of heating	KW	1.90	2.87	3.44	2.87	3.74	4.77
COP		5.25	5.22	5.23	5.22	5.22	5.24
Rated current	A	9.6	14.5	17.4	5.5	7.1	9.1
Max current	A	13.0	19.6	23.5	7.4	9.6	12.2
Water flow of load side	L/h	1911	2866	3439	2866	3726	4777
water flow of source side	L/h	1547	2317	2782	2317	3012	3865
Water pressure drop	Kpa	≤30	≤31	≤33	≤31	≤33	≤35
Net weight	kg	71	75	94	75	94	101
Gross weight	kg	81	85	109	85	109	116
Sound power level (at 1m)	db	45	45	48	45	48	49
Pipe size (internal thread)	mm	25	25	25	25	25	25
Dimension	mm	700*580*730	700*580*730	700*580*730	700*580*730	700*580*730	700*580*730
Packing dimension	mm	790*670*900	790*670*900	790*670*900	790*670*900	790*670*900	790*670*900
Compressor model/quantity		ZW28KWP*1	ZW42KWP*1	ZW51KWP*1	ZW42KWP*1	ZW54KWP*1	ZW72KWP*1

Model		CGD-36 (HC)	CGD-42 (HC)	CGD-52 (HC)	CGD-72 (HC)	CGD-95 (HC)
Power supply	V	380V~415V/50Hz/3ph				
Refrigerant		R410A			R407C/R410A	
Heating capacity	KW	39.0	48.0	56.0	76.0	100.0
Input power	KW	7.46	9.16	10.69	14.53	19.16
COP		5.23	5.24	5.24	5.23	5.22
Rated current	A	14.2	17.4	20.3	27.6	36.4
Max current	A	19.1	23.5	27.4	37.3	49.1
Water flow of load side	L/h	7452	9172	10700	14522	19108
water flow of source side	L/h	6027	7421	8658	11745	15447
Water pressure drop	Kpa	≤40	≤42	≤45	≤48	≤50
Net weight	kg	165	180	350	451	475
Gross weight	kg	185	200	370	471	495
Sound power level (at 1m)	db	56	56	58	65	68
Pipe size (internal thread)	mm	32	32	50	50	65
Dimension	mm	1040*600*1200	1040*600*1200	1040*600*1200	1240*840*1650	1240*840*1650
Packing dimension	mm	1090*705*1560	1090*705*1560	1040*640*1140	1300*900*1800	1300*900*1800
Compressor model/quantity		ZW54KWP*2	ZW72KWP*2	ZW83KWP*2	ZW108KAE*2	VR144KSE*2

●Rated working condition: heating: source side inlet/outlet water temp:15°C/10°C,load side inlet/outlet water temp:15°C/55°C;

The information in this document is just for reference. Since the continuous improvement and control in the production process, the information contained in this document may be subject to change. Please refer to the nameplate on the machine for model specifications.

INSTALLATION SKETCH MAP

Hot Water & Heating

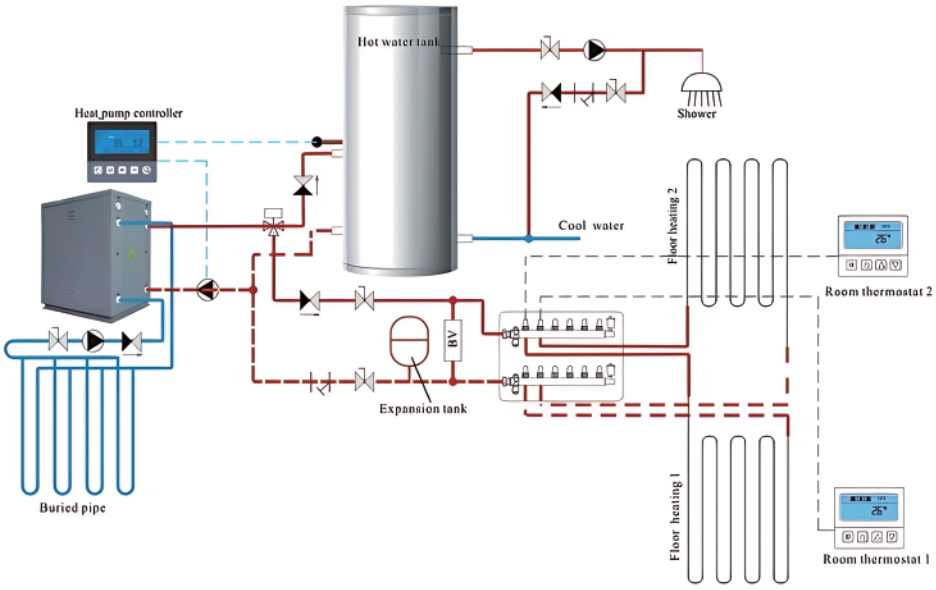

SPECIFICATION

Model		CGD-9	CGD-12	CGD-18	CGD-12	CGD-18	CGD-22
Power supply	V	220V~240V/50Hz/1ph			380V~415V/50Hz/3ph		
Refrigerant		R410A					
Heating capacity	KW	10.0	15.0	18.0	15.0	19.5	25.0
Input power of heating	KW	1.90	2.87	3.44	2.87	3.74	4.77
COP		5.25	5.22	5.23	5.22	5.22	5.24
Rated current	A	9.6	14.5	17.4	5.5	7.1	9.1
Max current	A	13.0	19.6	23.5	7.4	9.6	12.2
Water flow of load side	L/h	1911	2866	3439	2866	3726	4777
water flow of source side	L/h	1547	2317	2782	2317	3012	3865
Water pressure drop	Kpa	≤30	≤31	≤33	≤31	≤33	≤35
Net weight	kg	71	75	94	75	94	101
Gross weight	kg	81	85	109	85	109	116
Sound power level (at 1m)	db	45	45	48	45	48	49
Pipe size (internal thread)	mm	25	25	25	25	25	25
Dimension	mm	700*580*730	700*580*730	700*580*730	700*580*730	700*580*730	700*580*730
Packing dimension	mm	790*670*900	790*670*900	790*670*900	790*670*900	790*670*900	790*670*900
Compressor model/quantity		ZW28KWP*1	ZW42KWP*1	ZW51KWP*1	ZW42KWP*1	ZW54KWP*1	ZW72KWP*1

Model		CGD-36	CGD-42	CGD-52	CGD-72	CGD-95
Power supply	V	380V~415V/50Hz/3ph				
Refrigerant		R410A			R407C/R410A	
Heating capacity	KW	39.0	48.0	56.0	76.0	100.0
Input power	KW	7.46	9.16	10.69	14.53	19.16
COP		5.23	5.24	5.24	5.23	5.22
Rated current	A	14.2	17.4	20.3	27.6	36.4
Max current	A	19.1	23.5	27.4	37.3	49.1
Water flow of load side	L/h	7452	9172	10700	14522	19108
water flow of source side	L/h	6027	7421	8658	11745	15447
Water pressure drop	Kpa	≤40	≤42	≤45	≤48	≤50
Net weight	kg	165	180	350	451	475
Gross weight	kg	185	200	370	471	495
Sound power level (at 1m)	db	56	56	58	65	68
Pipe size (internal thread)	mm	32	32	50	50	65
Dimension	mm	1040*600*1200	1040*600*1200	1040*600*1200	1240*840*1650	1240*840*1650
Packing dimension	mm	1090*705*1560	1090*705*1560	1040*640*1140	1300*900*1800	1300*900*1800
Compressor model/quantity		ZW54KWP*2	ZW72KWP*2	ZW83KWP*2	ZW108KAE*2	VR144KSE*2

●Rated working condition: heating: source side inlet/outlet water temp:15°C/10°C,load side inlet/outlet water temp:15°C/55°C;

The information in this document is just for reference. Since the continuous improvement and control in the production process, the information contained in this document may be subject to change. Please refer to the nameplate on the machine for model specifications.

www.sprsun.com

Guangzhou SPRSUN New Energy Technology Development Co., Ltd.

No.15 Tangxi Road, Yinsha Industrial Park, Xintang, Zengcheng ,
Guangzhou. Guangdong, China, 511338
Tel: 0086-20-8218 1867 Mobile/WhatApp: 0086-189 3398 5692
Email: inquiry@sprsun.com

LinkedIn